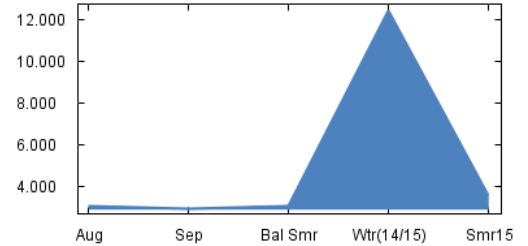


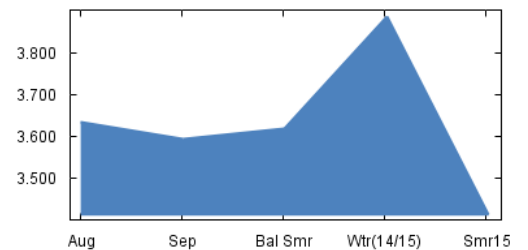
Natural Gas Forward Prices - Fixed (\$US/MMbtu)

Location	Aug	Sep	Bal Summer	Winter('14/'15)	Summer'15
Algonquin Citygates	3.053	2.930	3.067	12.377	3.514
ANR SW	3.670	3.680	3.680	3.935	3.611
Chicago Citygate	3.882	3.879	3.897	4.214	3.778
CIG	3.632	3.590	3.617	3.887	3.409
Columbia Gas	3.702	3.664	3.679	3.757	3.431
Columbia Gulf Mainline	3.686	3.701	3.700	3.848	3.653
Columbia Gulf Onshore	3.702	3.721	3.721	3.861	3.698
Dominion	2.458	2.400	2.445	3.085	2.624
El Paso non-Bondad	3.749	3.750	3.743	3.912	3.635
El Paso Permian	3.729	3.721	3.719	3.890	3.609
Enable East	3.647	3.668	3.665	3.809	3.631
FGT Zone 3	3.814	3.831	3.825	3.960	3.865
Henry Hub	3.762	3.778	3.775	3.931	3.763
Henry Hub (Futures)	3.762	3.776	3.775	3.931	3.761
Houston Ship Channel	3.768	3.771	3.764	3.884	3.786
Michigan Consolidated	3.948	3.954	3.962	4.175	3.911
NGPL Midcontinent	3.670	3.671	3.674	3.855	3.568
NGPL TexOk	3.726	3.724	3.732	3.867	3.687
Northern Natural Demarc	3.847	3.861	3.872	4.132	3.699
Northern Natural Ventura	3.832	3.846	3.861	4.207	3.705
Northwest Sumas	3.692	3.708	3.751	4.374	3.509
Northwest Wyoming Pool	3.707	3.711	3.717	3.981	3.566
NOVA/AECO C	3.704	3.611	3.646	3.738	3.321
OGT	3.592	3.603	3.597	3.813	3.471
Panhandle Eastern	3.584	3.567	3.573	3.774	3.416
PG&E Citygate	4.448	4.446	4.440	4.440	4.331
SoCal Border Avg.	4.112	4.106	4.091	4.201	3.935
Southern Natural	3.739	3.751	3.751	3.904	3.722
Southern Star	3.667	3.640	3.650	3.792	3.477
Texas Eastern M-3	2.652	2.467	2.565	5.130	2.811
Texas Eastern S. TX	3.728	3.735	3.727	3.864	3.754
Texas Gas Zone 1	3.684	3.741	3.716	3.857	3.687
Transco Zone 3	3.739	3.751	3.752	3.934	3.741
Transco Zone 4	3.754	3.761	3.759	3.949	3.756
Transco Zone 6 NY	2.799	2.572	2.690	7.214	2.874
Waha	3.724	3.723	3.722	3.881	3.661

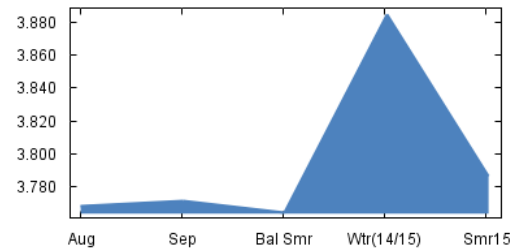
Algonquin Citygates - Fixed



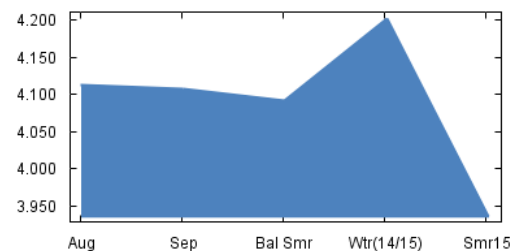
CIG - Fixed



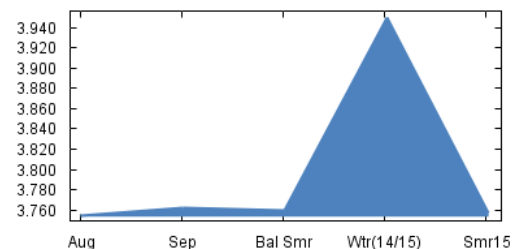
Houston Ship Channel - Fixed



SoCal Border Avg. - Fixed



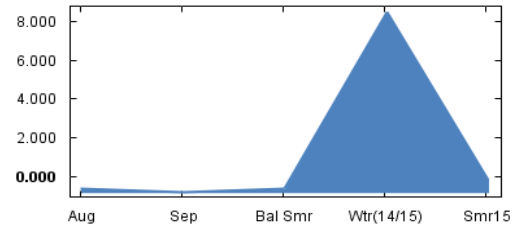
Transco Zone 4 - Fixed



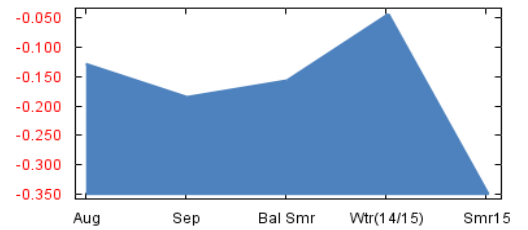
Natural Gas Forward Prices - Basis (\$US/MMBtu)

Location	Aug	Sep	Bal Summer	Winter('14/'15)	Summer'15
Algonquin Citygates	-0.709	-0.846	-0.708	8.446	-0.247
ANR SW	-0.092	-0.096	-0.095	0.004	-0.150
Chicago Citygate	0.120	0.103	0.122	0.283	0.018
CIG	-0.130	-0.186	-0.158	-0.044	-0.351
Columbia Gas	-0.060	-0.112	-0.096	-0.174	-0.329
Columbia Gulf Mainline	-0.076	-0.075	-0.075	-0.083	-0.108
Columbia Gulf Onshore	-0.060	-0.055	-0.054	-0.070	-0.063
Dominion	-1.304	-1.376	-1.330	-0.846	-1.136
El Paso non-Bondad	-0.013	-0.026	-0.032	-0.019	-0.125
El Paso Permian	-0.033	-0.055	-0.056	-0.041	-0.152
Enable East	-0.115	-0.108	-0.110	-0.122	-0.130
FGT Zone 3	0.052	0.055	0.050	0.029	0.105
Henry Hub	0.000	0.002	0.000	0.000	0.002
Houston Ship Channel	0.006	-0.005	-0.011	-0.047	0.025
Michigan Consolidated	0.186	0.178	0.187	0.244	0.150
NGPL Midcontinent	-0.092	-0.105	-0.101	-0.076	-0.193
NGPL TexOk	-0.036	-0.052	-0.043	-0.064	-0.074
Northern Natural Demarc	0.085	0.085	0.097	0.201	-0.061
Northern Natural Ventura	0.070	0.070	0.086	0.276	-0.056
Northwest Sumas	-0.070	-0.068	-0.024	0.443	-0.252
Northwest Wyoming Pool	-0.055	-0.065	-0.058	0.050	-0.194
NOVA/AECO C	-0.058	-0.165	-0.129	-0.193	-0.440
OGT	-0.170	-0.173	-0.178	-0.118	-0.289
Panhandle Eastern	-0.178	-0.209	-0.202	-0.157	-0.345
PG&E Citygate	0.686	0.670	0.665	0.509	0.570
SoCal Border Avg.	0.350	0.330	0.316	0.270	0.175
Southern Natural	-0.023	-0.025	-0.024	-0.027	-0.039
Southern Star	-0.095	-0.136	-0.125	-0.139	-0.284
Texas Eastern M-3	-1.110	-1.309	-1.210	1.199	-0.950
Texas Eastern S. TX	-0.034	-0.041	-0.048	-0.067	-0.007
Texas Gas Zone 1	-0.078	-0.035	-0.059	-0.074	-0.073
Transco Zone 3	-0.023	-0.025	-0.023	0.003	-0.020
Transco Zone 4	-0.008	-0.015	-0.016	0.018	-0.004
Transco Zone 6 NY	-0.963	-1.204	-1.085	3.283	-0.887
Waha	-0.038	-0.053	-0.053	-0.050	-0.100

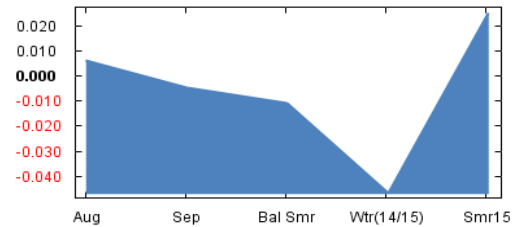
Algonquin Citygates - Basis



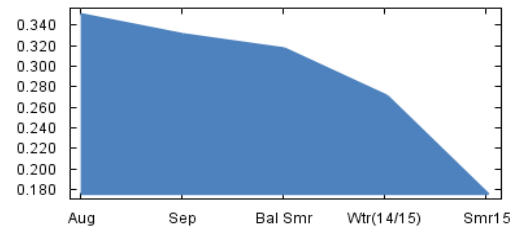
CIG - Basis



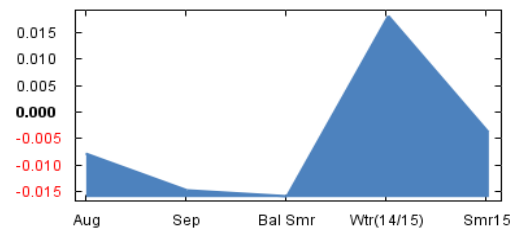
Houston Ship Channel - Basis



SoCal Border Avg. - Basis



Transco Zone 4 - Basis



All prices expressed in U.S.\$/MMBtu and based on indicative data obtained from traders, exchanges and deals provided by energy companies. "Fixed" prices (page 1) represent the indicative forward prices of gas delivered for each reference period at the various locations/hubs. "Basis" prices (page 2) represent the differential, for each reference period, between the Henry Hub and various locations/hubs. The Summer and Winter prices are simple averages of April-October (7 months) and November-March (5 months) respectively. "Bal <Winter/Summer>" prices represent simple averages of the remaining months in those seasonal prices (after at least one month has passed). For more information, please call Dexter Steis at 703-318-8848.



Intelligence Press, Inc.

NGI's Forward Look

NGI's Forward Look is published daily, each business day by Intelligence Press, Inc. (800) 427-5747.

For a listing of all our premium newsletters and data services, please visit: <http://naturalgasintel.com/premiumservices>

Intelligence Press, Inc. © Copyright 2014. Contents may not be reproduced, stored in a retrieval system, accessed by computer, or transmitted by any means without a site license or prior written permission of the publisher.